

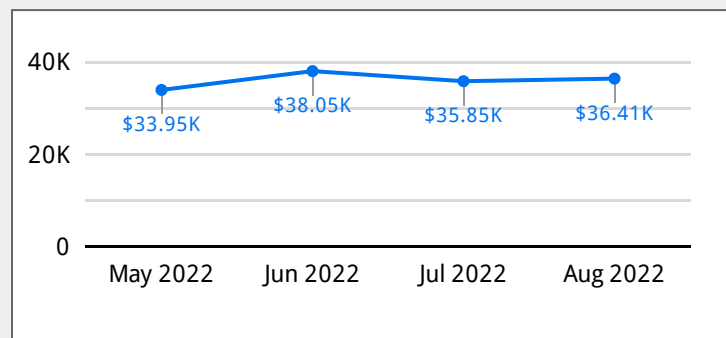
# Basics Report

Billed Date

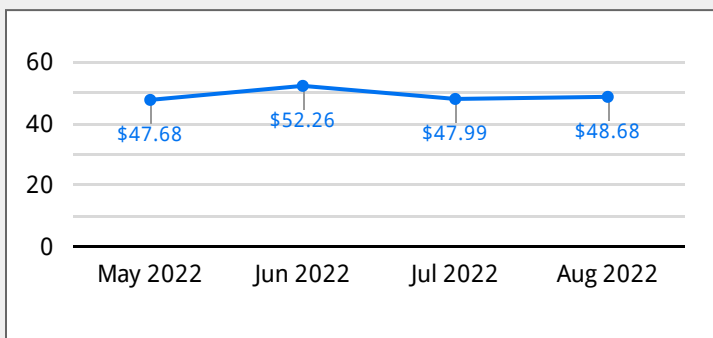
Department

Lines <b>767</b>	Total Invoice <b>\$144.26K</b>	Total Taxes <b>\$11.51K</b>	Cost per Line <b>\$188.08</b>	Unused Lines <b>163</b>	Total Unused Line Cost <b>\$11K</b>
---------------------	-----------------------------------	--------------------------------	----------------------------------	----------------------------	--

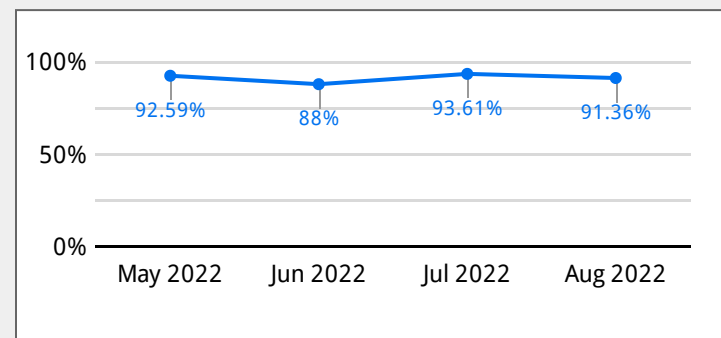
Total Invoice, \$



Cost per Line, \$

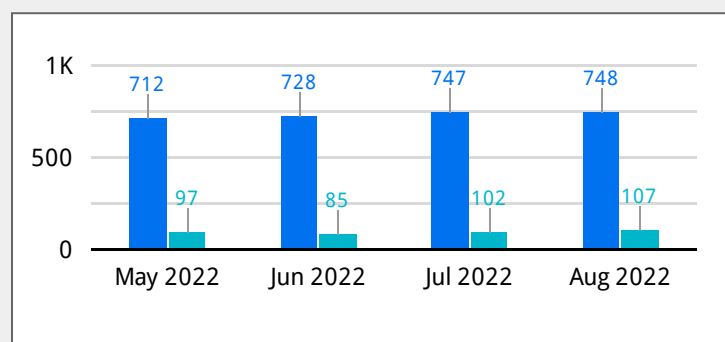


Recurring Payments Ratio, \$

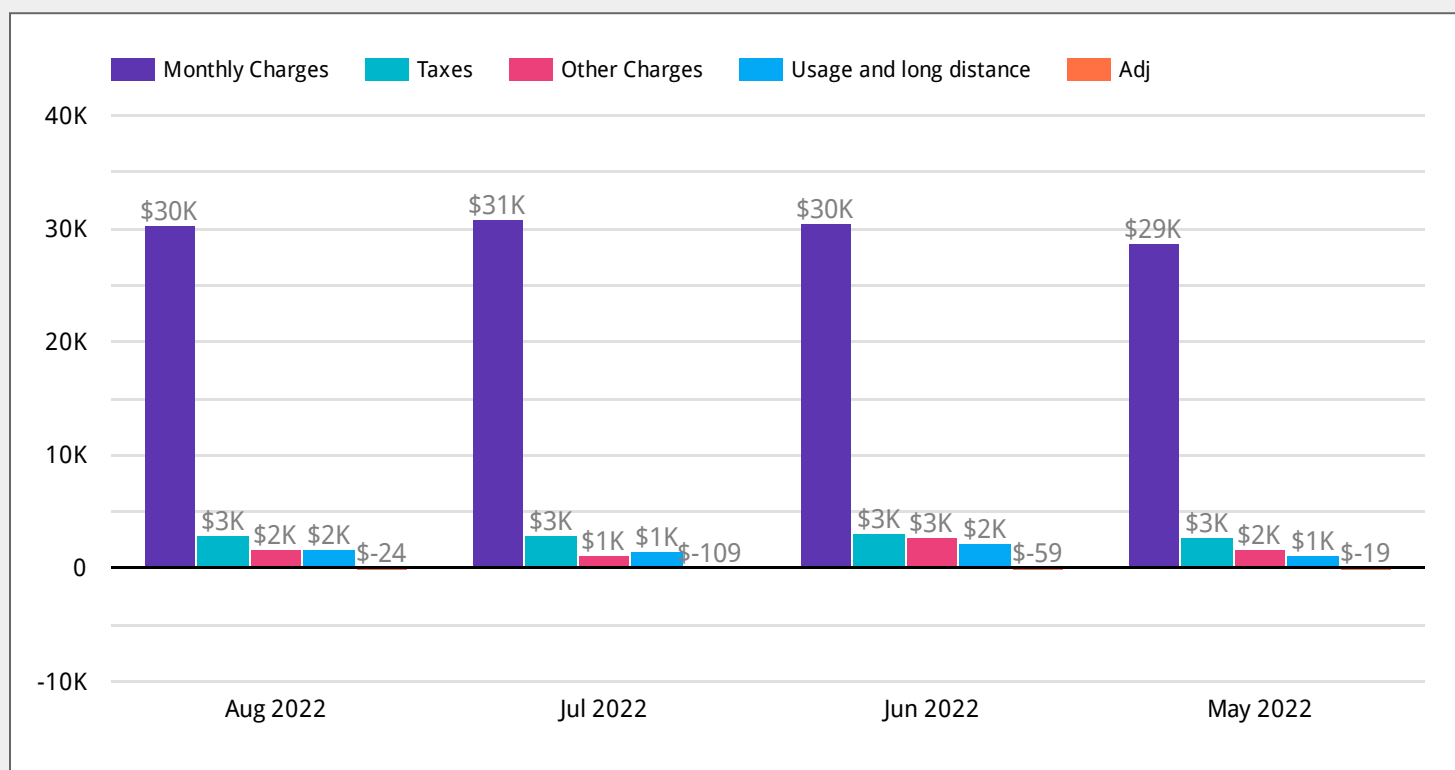


## Charges split

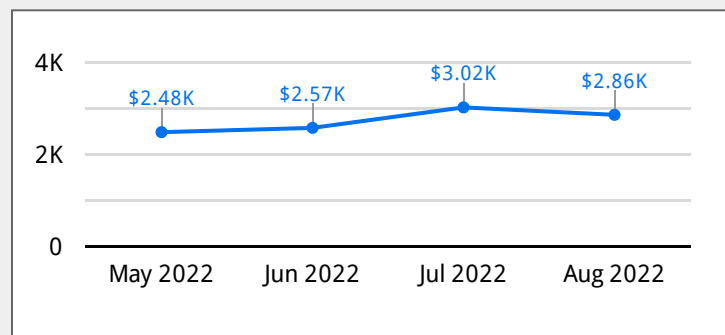
Total and Unused Lines, \$



Monthly Invoice by Charge Type, \$



Unused Lines Cost, \$

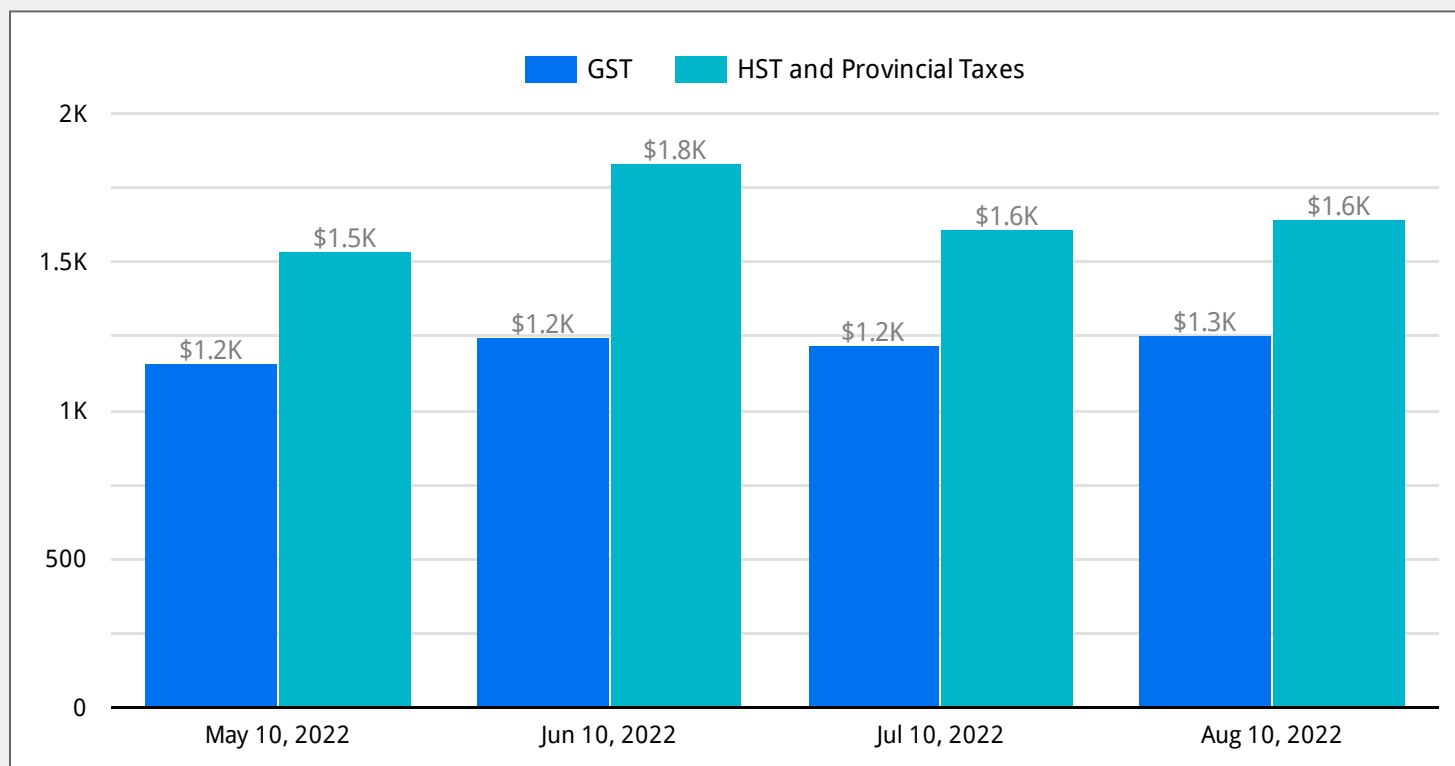


## Taxes Breakdown

Taxes by Type and Amount

Tax	Amount
GST	\$4,882.81
HST	\$4,713.05
QST - Telecom	\$1,344.29
BC PST	\$357.84
Saskatchewan Tax	\$118.9
Manitoba Tax	\$75.07
QST - Other	\$13.5
<b>Grand total</b>	<b>\$11,505.46</b>

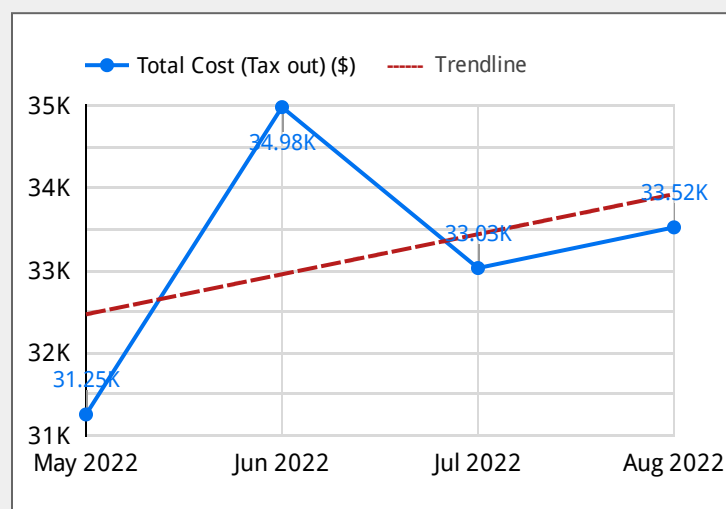
Monthly Taxes by Type



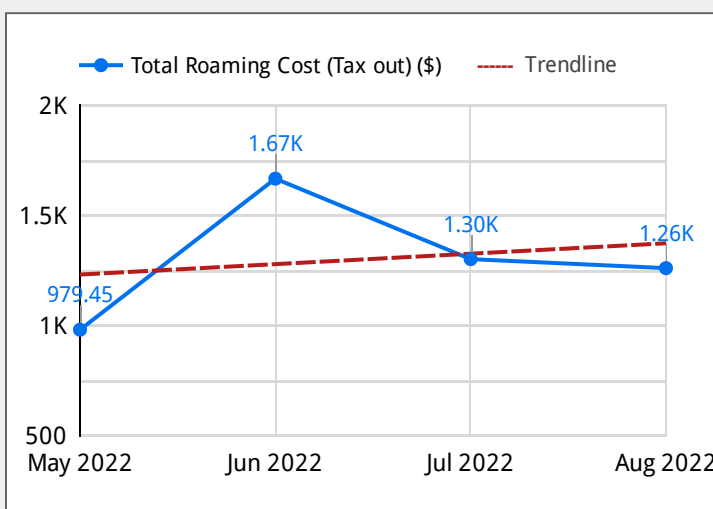
# Executive Summary

#	Metric Name	May 2022	Jun 2022	Jul 2022	Aug 2022
1	Total Cost (Tax out) (\$)	31,251.95	34,976.57	33,026.22	33,519.4
2	Total Roaming Cost (Tax Out)...	979.45	1,666.08	1,300.45	1,259.45
3	Avg Cost Per Line (\$)	43.89	48.04	44.21	44.81
4	Shared Data Pool (GB)	721	774	736	751
5	Total Data Usage (GB)	2,358.91	2,650.08	2,453.21	2,536.94
6	Avg Data Usage Per Line (GB)	3.31	3.64	3.28	3.39
7	Total Line Count	712	728	747	748
8	Total Unused Lines	97	85	102	107
9	Total Unused Line Cost (\$)	2,480.89	2,574.49	3,019.72	2,858.01

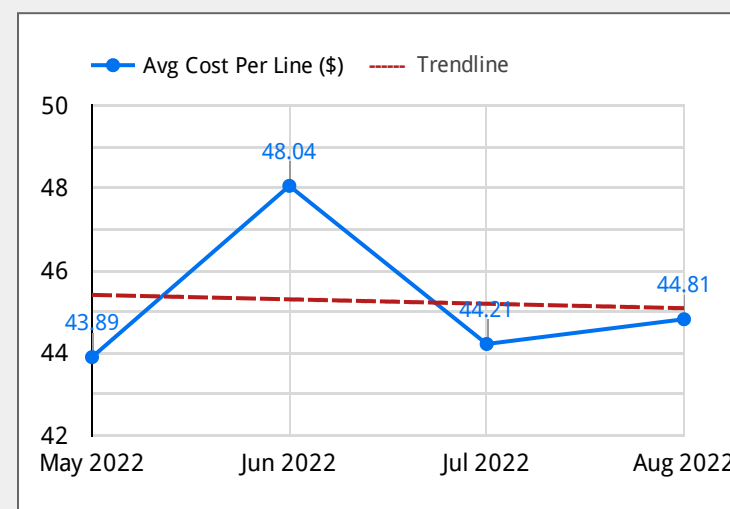
**Total Cost (Tax Out) (\$)**



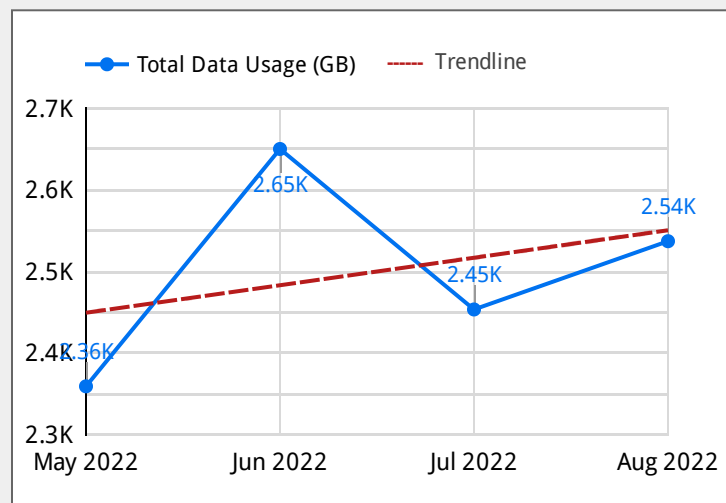
**Total Roaming Cost (Tax Out) (\$)**



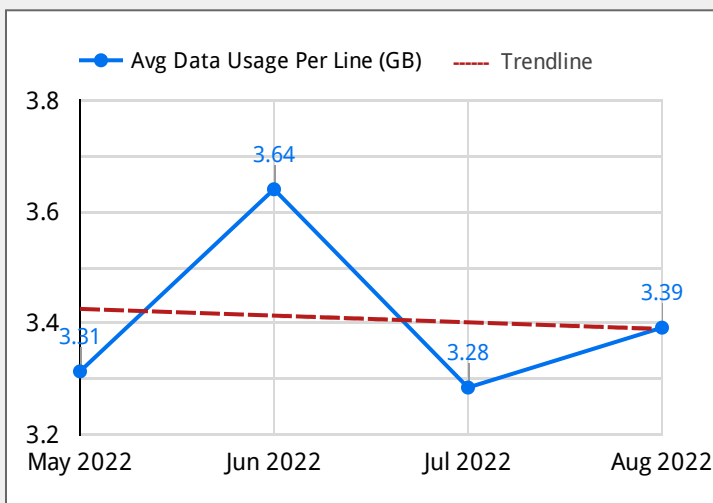
**Average Cost per Line (\$)**



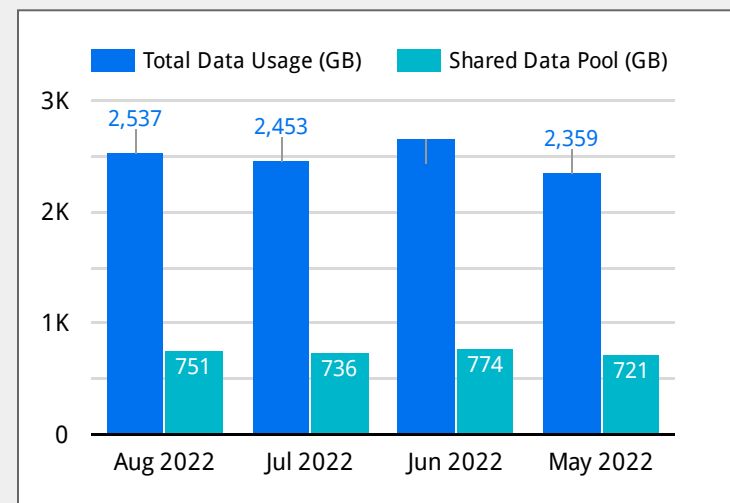
**Total Data Usage (GB)**



**Average Data Usage Per Line (GB)**



**Data Pool vs. Data Usage (GB)**

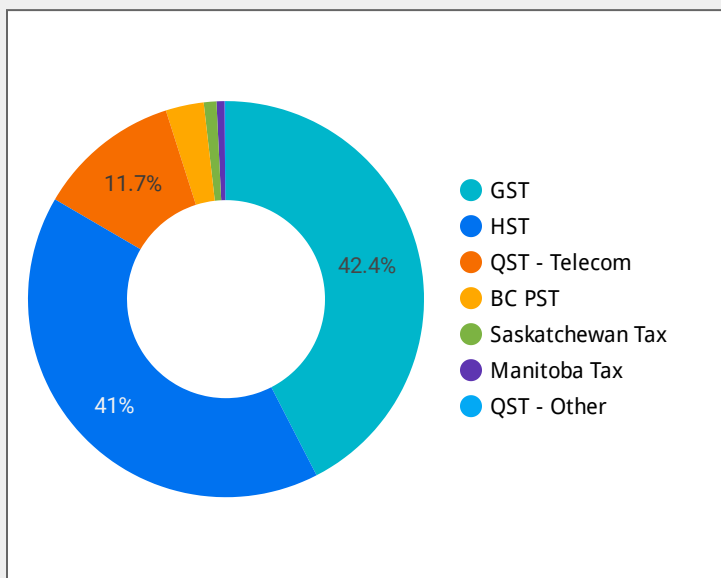


# Total Taxes Summary

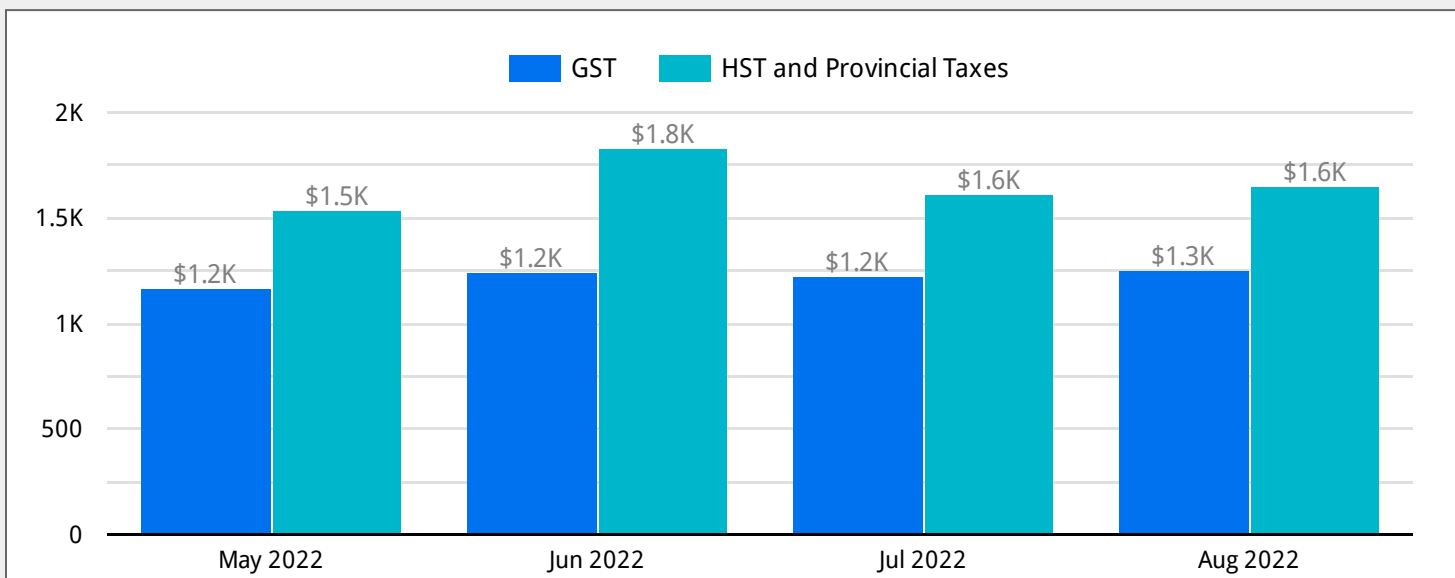
Billed Date  Department

Lines <b>767</b>	Total Taxes <b>\$11.51K</b>	HST and Provincial Taxes <b>\$6.62K</b>	GST <b>\$4.88K</b>
---------------------	--------------------------------	--	-----------------------

Monthly Taxes by Share, %



Taxes by Type, \$



## Taxes by type and department

Taxes by Type, Department and Total Amount

Subaccount	Department	Lines	Amount (\$)	GST (\$)	Provincial Taxes (\$)
5105	Legal	147	\$2,128.98	\$788.78	\$1,340.2
5207	Accounting	147	\$2,182.13	\$902.41	\$1,289.17
855	Sales	134	\$2,167.68	\$877.94	\$1,289.74
802	Marketing	132	\$2,056	\$817.49	\$1,238.51
5107	Operations	117	\$1,763.99	\$833.23	\$937.99
5270	Security	52	\$716.17	\$379.97	\$336.2
5104	Accounting	38	\$468.21	\$278.84	\$190.84
<b>Grand total</b>		<b>767</b>	<b>\$11,483.16</b>	<b>\$4,878.66</b>	<b>\$6,622.65</b>

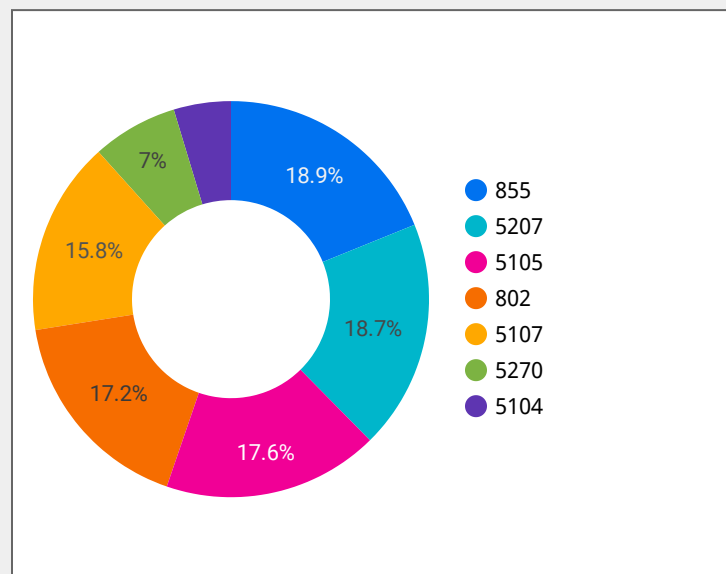
1 - 7 / 7 < >

# Taxes by Department

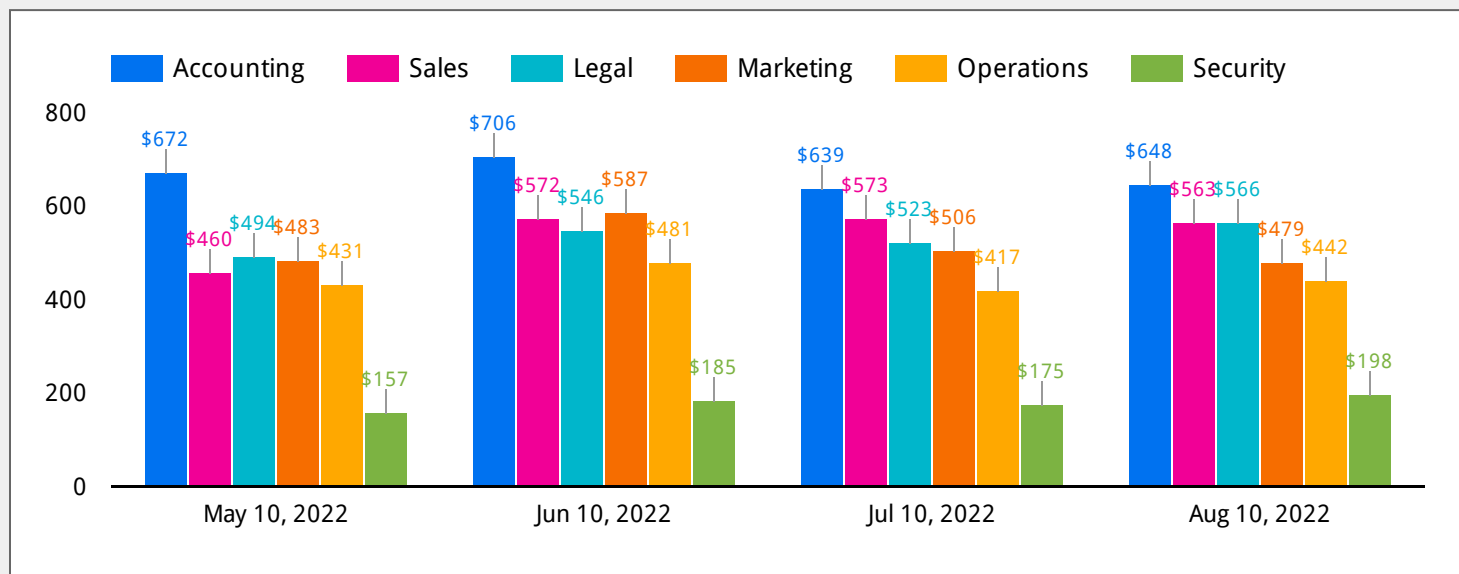
Billed Date ▼ Department ▼

Taxable Lines <b>758</b>	Total Taxes <b>\$11.51K</b>	HST and Provincial Taxes <b>\$6.62K</b>	GST <b>\$4.88K</b>
-----------------------------	--------------------------------	--	-----------------------

Subaccounts Shares in Taxes, %



Taxes Amount by Department, \$



## Taxes by Line

Taxes by Type and Department

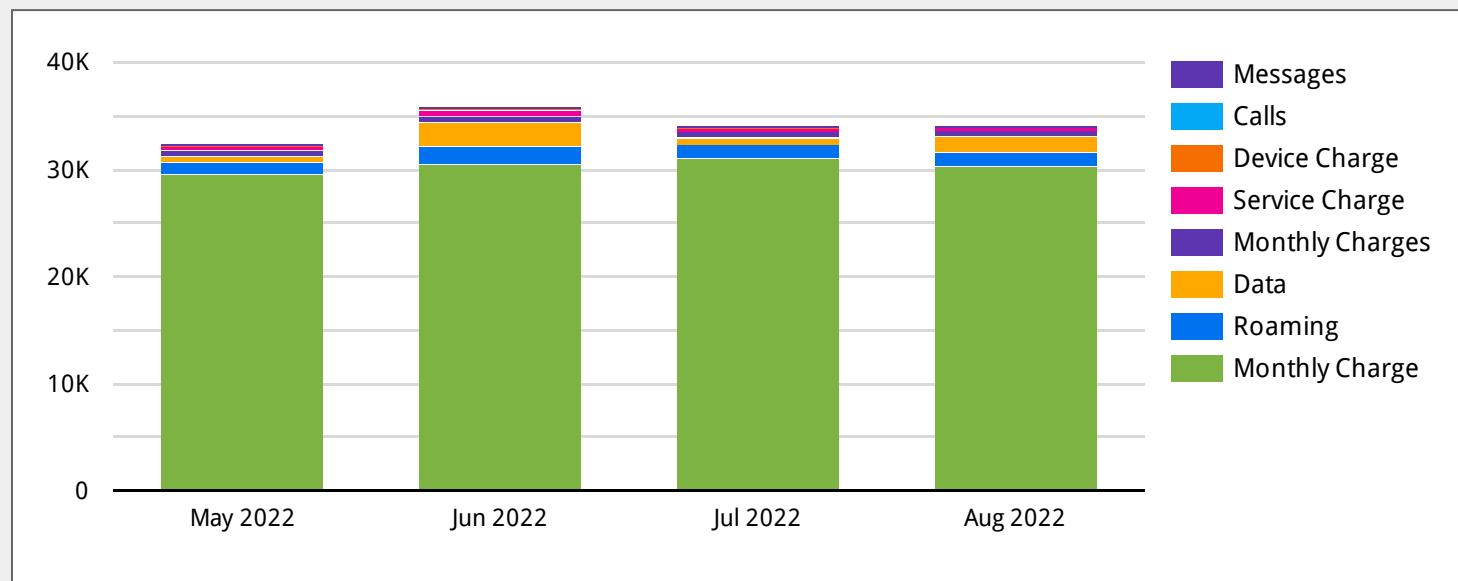
	Phone Masked	Department	Taxes	GST	HST and Provincial Taxes	Total Invoice Less Taxes
1.	(***) 759-5169	Sales	\$127.59	\$0	\$127.59	\$981.59
2.	(***) 226-7943	Operations	\$84.05	\$28.05	\$56.00	\$536.14
3.	(***) 989-4604	Sales	\$76.57	\$25.55	\$51.02	\$514.33
4.	(***) 349-3414	Accounting	\$72.61	\$24.23	\$48.38	\$484.87
5.	(***) 688-6493	Marketing	\$68.82	\$0	\$68.82	\$529.42
6.	(***) 355-1031	Accounting	\$51.44	\$0	\$51.44	\$395.8
7.	(***) 296-0933	Marketing	\$49.97	\$0	\$49.97	\$384.42
8.	(***) 390-5159	Sales	\$46.8	\$0	\$46.80	\$360
9.	(***) 235-7083	Sales	\$44.3	\$44.3	\$0.00	\$885.84
10.	(***) 795-0765	Accounting	\$44.02	\$0	\$44.02	\$338.72
11.	(***) 998-7693	Sales	\$40.93	\$0	\$40.93	\$314.82
12.	(***) 268-3313	Sales	\$39.31	\$0	\$39.31	\$302.43
13.	(***) 455-2421	Operations	\$38.07	\$0	\$38.07	\$292.91
14.	(***) 574-0559	Marketing	\$37.53	\$0	\$37.53	\$288.84
15.	(***) 298-1786	Sales	\$37.4	\$0	\$37.40	\$287.83
16.	(***) 529-1562	Operations	\$36.99	\$0	\$36.99	\$284.5
	<b>Grand total</b>		<b>\$11,483.16</b>	<b>\$4,878.66</b>	<b>\$6,622.65</b>	<b>\$132,751.84</b>

# Charges by Service

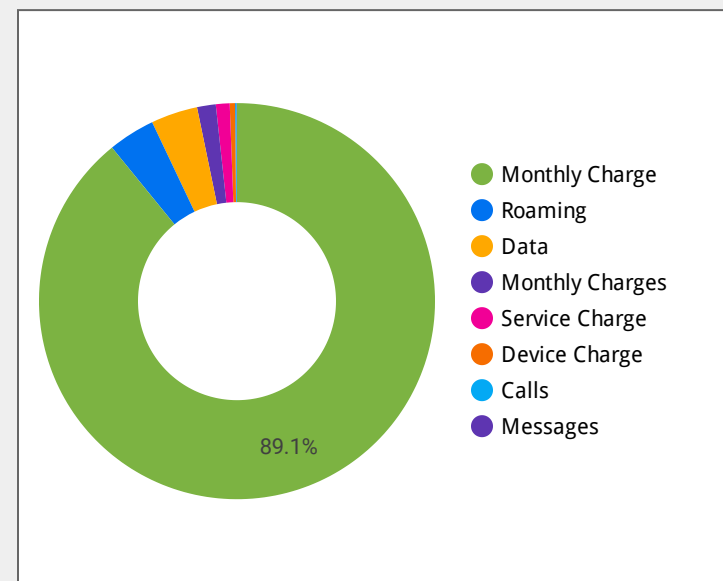
Billed Date  Department  Project  Service Type

Monthly Charge <b>\$118.92K</b>	Roaming <b>\$5.21K</b>	Device Charge <b>\$585.00</b>	Data Overage <b>\$5.19K</b>	Service Charge <b>\$609.01</b>	Airtime/LD <b>\$157.84</b>
------------------------------------	---------------------------	----------------------------------	--------------------------------	-----------------------------------	-------------------------------

Budget Split, \$



Total Invoice by Service Type, %



## By Department and Service Type

Total Invoice by Department and Service Type

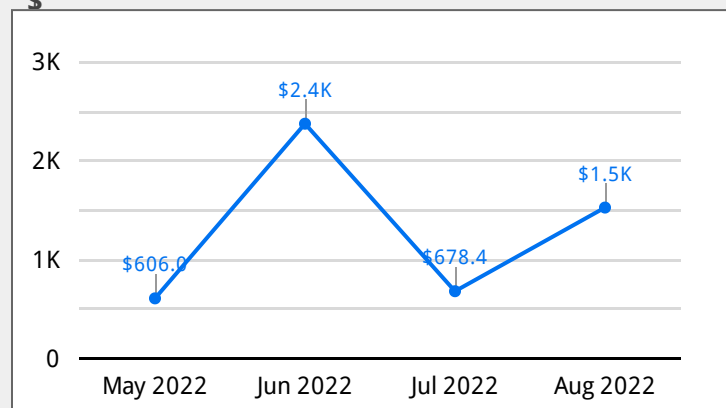
Department	Phones	Total Invoice Less Taxes	Monthly Charge	Service Charge	Device Charge	Roaming	Data	Calls	Messages
Accounting	185	\$32.07K	\$29.15K	\$550	\$165	\$914.45	\$784.31	\$10.27	\$31.9
Legal	146	\$23.66K	\$22.41K	\$145	\$45	\$498	\$130.98	\$5.99	\$3.99
Sales	134	\$25.82K	\$22.07K	\$185	\$120	\$1.21K	\$1.83K	\$34.54	\$3.6
Marketing	132	\$23.22K	\$21.09K	\$189	\$75	\$945.08	\$464.65	\$94.73	\$7
Operations	117	\$21.69K	\$18.36K	\$425.01	\$135	\$807.45	\$1.62K	\$12.31	\$11.1
Security	52	\$9.64K	\$8.22K	\$40	\$45	\$832.45	\$355.49	\$0	\$0.3
<b>Grand total</b>	<b>766</b>	<b>\$136.1K</b>	<b>\$121.3K</b>	<b>\$1.53K</b>	<b>\$585</b>	<b>\$5.21K</b>	<b>\$5.19K</b>	<b>\$157.84</b>	<b>\$57.89</b>

# Data Usage

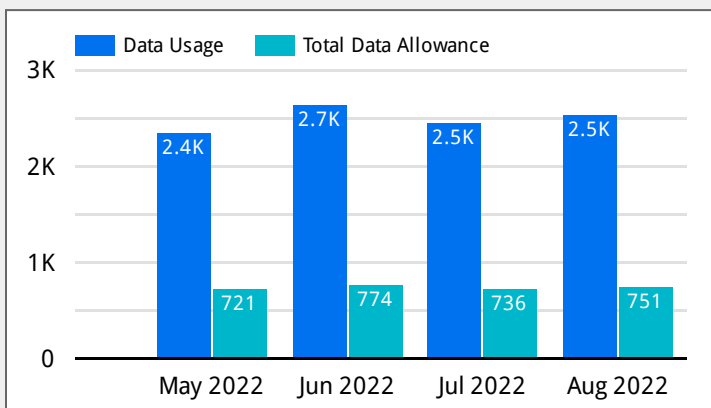
Billed Date ▼ Department ▼

Total Lines <b>767</b>	Data Used Lines <b>683</b>	Data Unused Plans Cost <b>\$18.46K</b>	Data Usage to Allowance <b>335%</b>	Data Overage <b>\$5.19K</b>
---------------------------	-------------------------------	---	--	--------------------------------

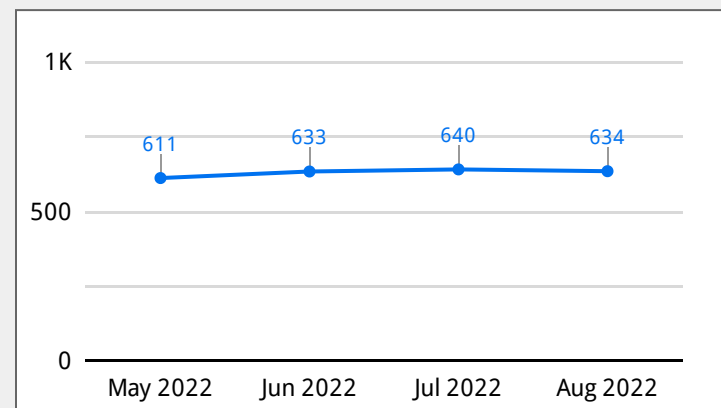
Data Overage Cost by Month, \$



Total Data Allowance and Usage, Gb

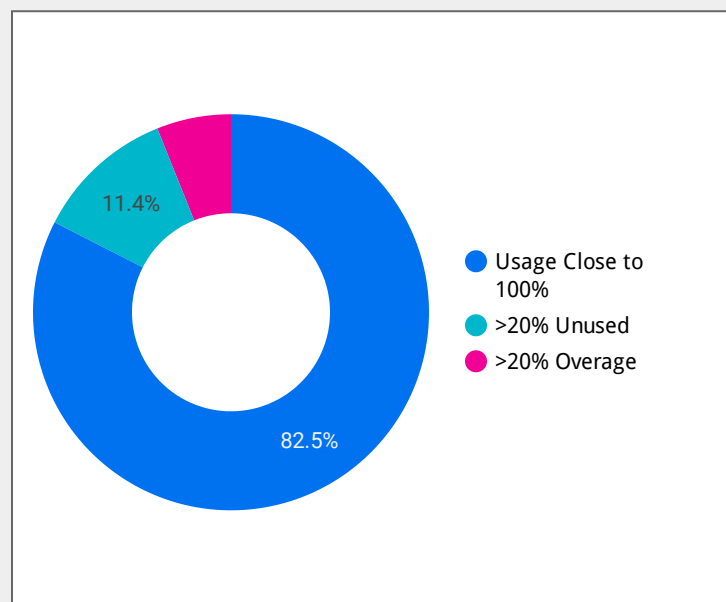


Data Used Lines by Month, Gb



## Data Usage by Department

Number of Lines by Data Usage vs. Allowance



Total Data Allowance and Usage by Departments

Department	Plan Data Allowance	Addon Allowance	Total Data Allowance (Gb)	Data Usage (Gb)	Data Usage Coeff.	Data Overage Cost
Accounting	667	0	667.00	2.30K	3.46	\$784.31
Sales	718	0	718.00	1.98K	2.76	\$1,830.2
Marketing	459	0	459.00	1.76K	3.82	\$464.65
Operations	427	0	427.00	1.60K	3.75	\$1,620.6
Legal	480	0	480.00	1.52K	3.16	\$130.98
Security	231	0	231.00	837.47	3.63	\$355.49
<b>Grand total</b>	<b>3K</b>	<b>0</b>	<b>2.98K</b>	<b>10.00K</b>	<b>3.35</b>	<b>\$5,186.23</b>

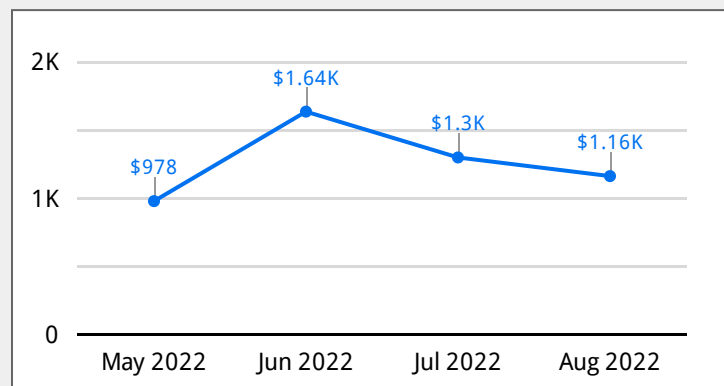
1 - 6 / 6 < >

# Roaming Usage

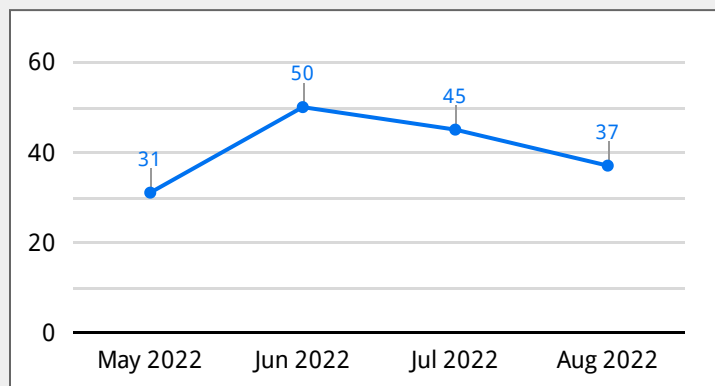
Billed Date  Department  Project

Total Lines <b>767</b>	Roaming Used Lines <b>626</b>	Days with Daily Roam On <b>344</b>	Roaming Cost <b>\$5.21K</b>
---------------------------	----------------------------------	---------------------------------------	--------------------------------

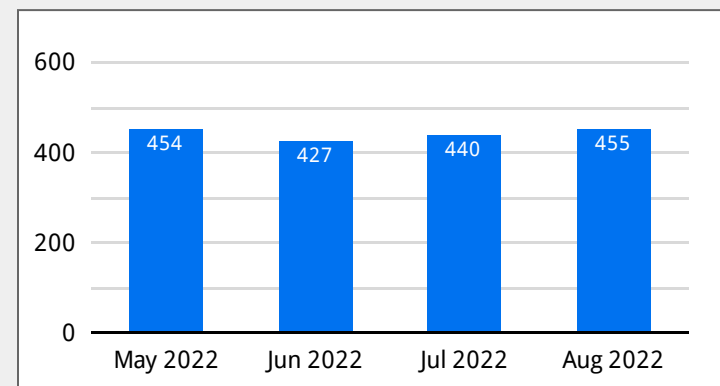
Total Roaming Cost by Month, \$



Days with Daily Roam On

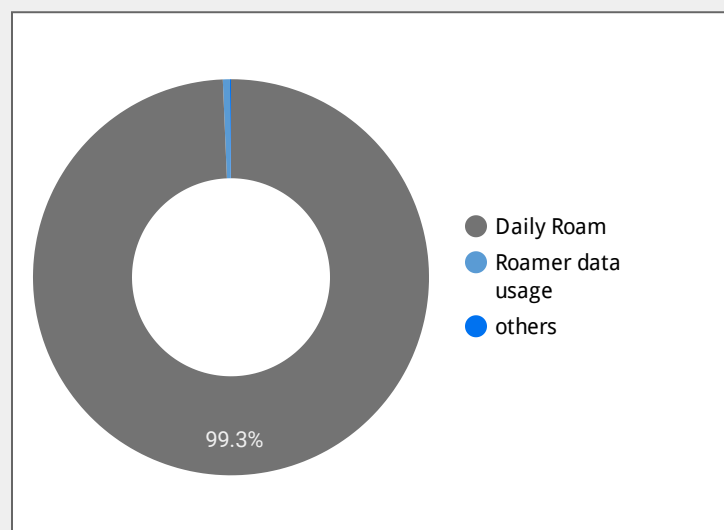


Roaming Used Lines by Month



## Roaming Usage by Department

Roaming Cost by Service Name



Roaming Stats by Departments

Department	Roaming	Days with Daily Roam	Roaming Charged Lines
Sales	\$1.15K	40	110
Marketing	\$915	22	106
Accounting	\$901	39	156
Security	\$831	21	39
Operations	\$782	24	94
Legal	\$498	17	121
<b>Grand total</b>	<b>\$5.08K</b>	<b>163</b>	<b>626</b>

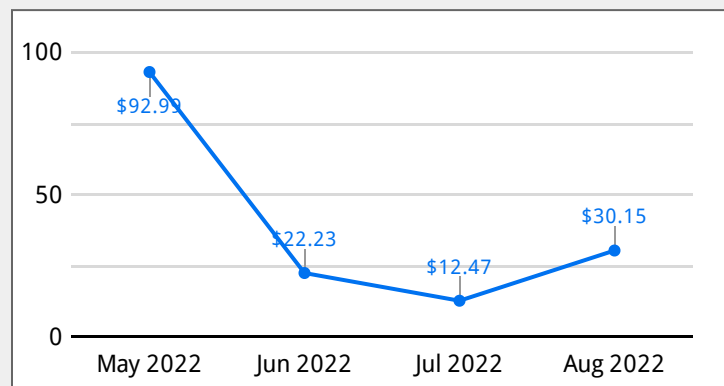
1 - 6 / 6 < >

# Airtime Usage

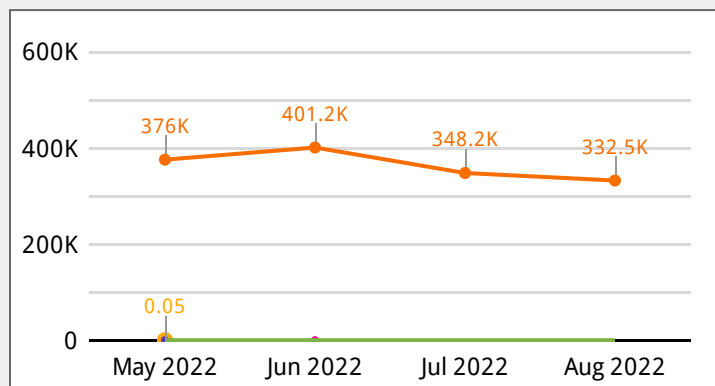
Billed Date  Department  Project

Total Lines <b>767</b>	Airtime Used Lines <b>628</b>	Airtime Used (mins) <b>1.46M</b>	Airtime Overage/LD <b>\$157.84</b>
---------------------------	----------------------------------	-------------------------------------	---------------------------------------

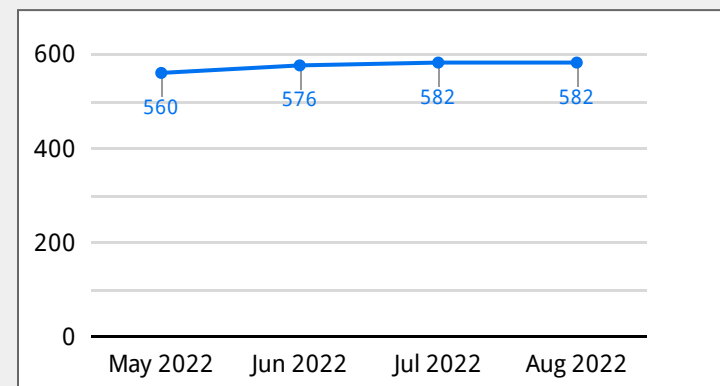
Airtime Overage Cost by Month, \$



Airtime Used, mins

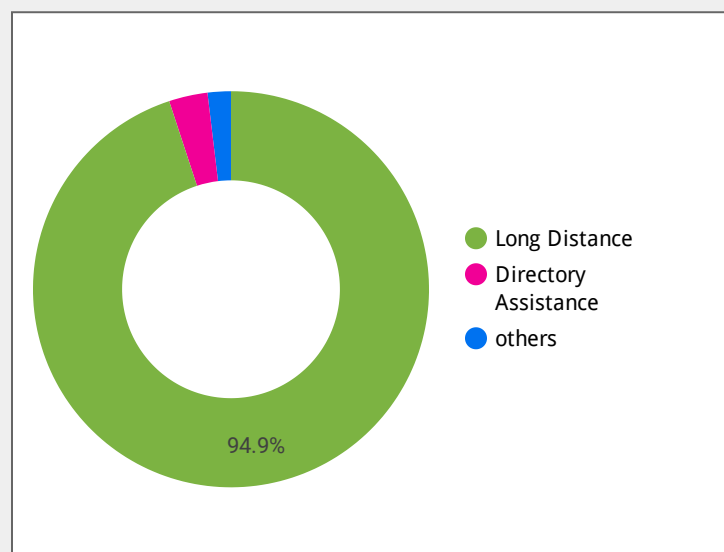


Airtime Used Lines by Month, min



## Airtime Usage by Department

Airtime Cost by Service Name



Roaming Stats by Departments

Department	Total Lines	Airtime Used Lines	Airtime Used (mins)	Long Dist. Cost	Total Airtime Cost
Accounting	185	155	326.1K	\$10.27	\$10.27
Sales	134	109	285.4K	\$31.54	\$34.54
Marketing	132	106	269.1K	\$94.73	\$94.73
Legal	147	122	240.5K	\$1.01	\$5.99
Operations	117	95	237.8K	\$12.31	\$12.31
Security	52	41	99.1K	\$0	\$0
<b>Grand total</b>	<b>767</b>	<b>628</b>	<b>1.5M</b>	<b>\$149.86</b>	<b>\$157.84</b>

1 - 6 / 6 < >